



Popular Report for the year ended December 31, 2022

Prepared by the Department of Finance



TABLE OF CONTENTS

	Page Number
Profile of the Parish of Jefferson	1
Reporting Entity and Its Services	2
Information Presented in Popular Report	3
Condensed Statement of Net Position	4
Governmental Activities	5
General Fund and Other Major Funds	6
Total and Net Cost of Governmental Activities	7
Governmental Activities Expenditures by Function 2018 - 2022	8
Governmental Activities Revenues	9
Governmental Activities Revenues by Source 2018 - 2022	10
Ad Valorem Tax Revenues	11
Business Type Activities	12
Long Term Debt	13
Capital Assets	14
Prospects for the Future	15
Certificate of Achievement and Parish Officials	16

PROFILE OF THE PARISH OF JEFFERSON

Jefferson Parish, Louisiana was established in 1825 and was named in honor of President Thomas Jefferson, commemorating his role in purchasing the Louisiana territory from France in 1803. The Parish originally extended from present day Felicite Street in New Orleans, Louisiana, to the St. Charles Parish line. As Orleans Parish grew, it annexed from Jefferson Parish such established areas as the Garden District, Lafayette, Jefferson, and Carrollton. The present boundary was set in 1874, and in 1884 the seat of Parish government was transferred to Gretna, where it remains to this day.

The Parish straddles the Mississippi River and encompasses some 359 square miles of land from Lake Pontchartrain on the north to the Gulf of Mexico on the south.

Future job growth in Jefferson Parish is expected to be concentrated heavily in the construction and service industries, especially in professional services such as law, medicine, accounting, engineering, information technology, and financial services.

Jefferson Parish offers some of the finest medical care in the nation with world-renowned institutions staffed by pioneering physicians which provides a full range of services including acute care as well as specialized services. The Parish Council, as governing authority, approved an Asset Purchase Agreement by and Among Louisiana Children's Medical Center; LCMC Health Holdings, Inc. and Jefferson Parish Hospital Service District No. 2, Parish of Jefferson, State of Louisiana, d/b/a, East Jefferson General Hospital.

There are no local, personal, or corporate income taxes in Jefferson Parish. Furthermore, there are no state ad valorem (property) taxes, and local property taxes and water rates in our Parish are among the lowest in the nation.

REPORTING ENTITY AND ITS SERVICES

The Parish of Jefferson's system of government was established by its Home Rule Charter which became effective in 1958 with charter amendments in 1996, 2002, 2011 , and 2014. The Parish operates under a president-council form of government with seven Councilmembers and a Parish President who are each elected for four-year, concurrent terms.

The Parish President is the Chief Administrative Officer of the Parish. The Parish President is responsible to the Parish Council for carrying out policies adopted by the Council, and is the supervisor of all Parish departments and offices. She has the power to appoint and remove, subject to the provisions of the Charter, all administrative officers and employees responsible to her. The Parish President submits the Parish budget to the Council for approval at least sixty days before the end of the calendar year.

The Parish Council is the legislative body of the Parish and may adopt such ordinances and resolutions as may be needed to function. The Council consists of two Councilmembers-at-large who are elected parish-wide and five Councilmembers elected in geographic districts of the Parish. The Council elects one at-large member to be designated Council Chair and another councilmember to serve as Vice-Chair. The present Council was inaugurated in January 2020 and will serve for four years.

The government provides many services including garbage services, fire protection services, construction and maintenance of highways, streets, and infrastructure, recreational activities, library services, animal control, and mass transit.

INFORMATION PRESENTED IN POPULAR REPORT

The following is an overview of the Parish's financial position for the year ended December 31, 2022, as reported in the Parish's Annual Comprehensive Financial Report copies of which can be obtained through the Jefferson Parish Finance Director's Office, 504-364-2767 or on the web at www.jeffparish.net. All amounts, unless otherwise indicated, are expressed in thousands of dollars.

The Parish's financial information is presented in conformity with Generally Accepted Accounting Principles (GAAP) except for the elimination of the component units of the Parish which are not included in this Popular Report. These include the Jefferson Parish Economic Development Commission (JEDCO), Jefferson Parish Finance Authority, Jefferson Facilities, Inc. (JFI), and Jefferson Redevelopment, Inc. (JRI).

This financial information also does not include the Jefferson Parish Sheriff's Office, Clerk of Court, Assessor, Coroner, District Attorney or Public School System which are governed by their own entities. Nor does this information include incorporated municipalities — Kenner, Grand Isle, Gretna, Harahan, Lafitte and Westwego.

This Popular Report only includes information pertaining to the primary government which is divided between governmental activities and business-type activities.

Governmental activities are supported by tax dollars for services such as libraries, drainage, fire protection, parks and transit.

Business-type activities are primarily funded through the sale of services or goods and services and include the water and sewerage departments and Hospital Service District No. 1.

Jefferson Parish, Louisiana
Condensed Statement of Net Position
(in thousands of dollars)

	Governmental activities		Business-type activities		Total	
	2022	2021	2022	2021	2022	2021
Assets:						
Current and other assets	\$ 1,558,251	\$ 1,542,534	\$ 504,078	\$ 49,208	\$ 2,062,329	\$ 1,591,742
Restricted assets	88,284	66,714	15,982	187,829	104,266	254,543
Capital assets	1,676,708	1,586,949	650,365	626,347	2,327,073	2,213,296
Total assets	3,323,243	3,196,197	1,170,425	863,384	4,493,668	4,059,581
Total deferred outflows of resources	59,659	67,477	12,002	8,811	71,661	76,288
Liabilities:						
Current liabilities	228,279	197,994	25,534	23,855	253,813	221,849
Noncurrent liabilities	808,057	896,671	399,408	259,736	1,207,465	1,156,407
Total liabilities	1,036,336	1,094,665	424,942	283,591	1,461,278	1,378,256
Total deferred inflows of resources	296,708	319,502	211,227	41,557	507,935	361,059
Net Position:						
Net investment in capital assets	1,282,009	1,250,356	307,767	589,504	1,589,776	1,839,860
Restricted	591,223	580,694	38,562	118,819	629,785	699,513
Unrestricted	176,626	18,427	199,929	(161,276)	376,555	(142,849)
Total net position	\$ 2,049,858	\$ 1,849,477	\$ 546,258	\$ 547,047	\$ 2,596,116	\$ 2,396,524

GOVERNMENTAL ACTIVITIES

Sales taxes increased to \$208,725 from \$193,852 in 2021 representing an increase of \$14,873 or 7.7%. The increase in sales tax is attributable to additional funds in circulation due to COVID-19 stimulus programs as well as spending related to disaster recovery from Hurricane Ida. Ad valorem (property) taxes increased to \$227,807 from \$221,560 representing an increase of \$6,247 or 2.8%.

Charges for Services increased to \$79,179 from \$73,348 representing an increase of \$5,831 or 7.9%.

Operating Grants and Contributions increased to \$195,516 from \$88,264 representing an increase of 121.5%. This increase is due to the increase in grant awards and grant funding year over year. Miscellaneous revenues increased to \$5,503 from \$5,147 representing an increase of \$356 or 6.9%

GENERAL FUND AND OTHER MAJOR FUNDS

The General Fund is the chief operating fund of the Parish. Unassigned fund balance of the general fund in 2022 was \$31,919 as compared to \$25,440 in 2021 representing an increase of \$6,479 or 25.5%.

The Federal and State Grants Special Revenue Fund reported a fund balance of \$27,961 compared to \$26,834 in 2021 representing an increase of \$1,127 in fund balance for the year ended December 31, 2022. The increase is primarily due to the increase in intergovernmental revenues exceeding the increase in expenditures year over year.

The East Bank Consolidated Fire District reported a fund balance of \$13,905 compared to \$18,149 in 2021 representing a \$4,244 decrease or 23.4%. The East Bank Consolidated Fire District completed the construction of a new fire station in 2022 and started construction of a new fire station in 2023.

The Drainage and Pump Station Capital Projects Fund reported a fund balance of \$117,135 compared to \$119,512 in 2021 representing a decrease of \$2,377 or 2.0%. The Parish invested in new drainage infrastructure in 2022.

The Road and Sewer Sales Tax Capital Improvements Fund reported a fund balance of \$297,207 compared to \$337,372 in 2021 representing a decrease of \$40,165 or 11.9% primarily due to expenditures for the purpose of constructing, improving or maintaining sewerage, road and drainage projects located in the Parish.

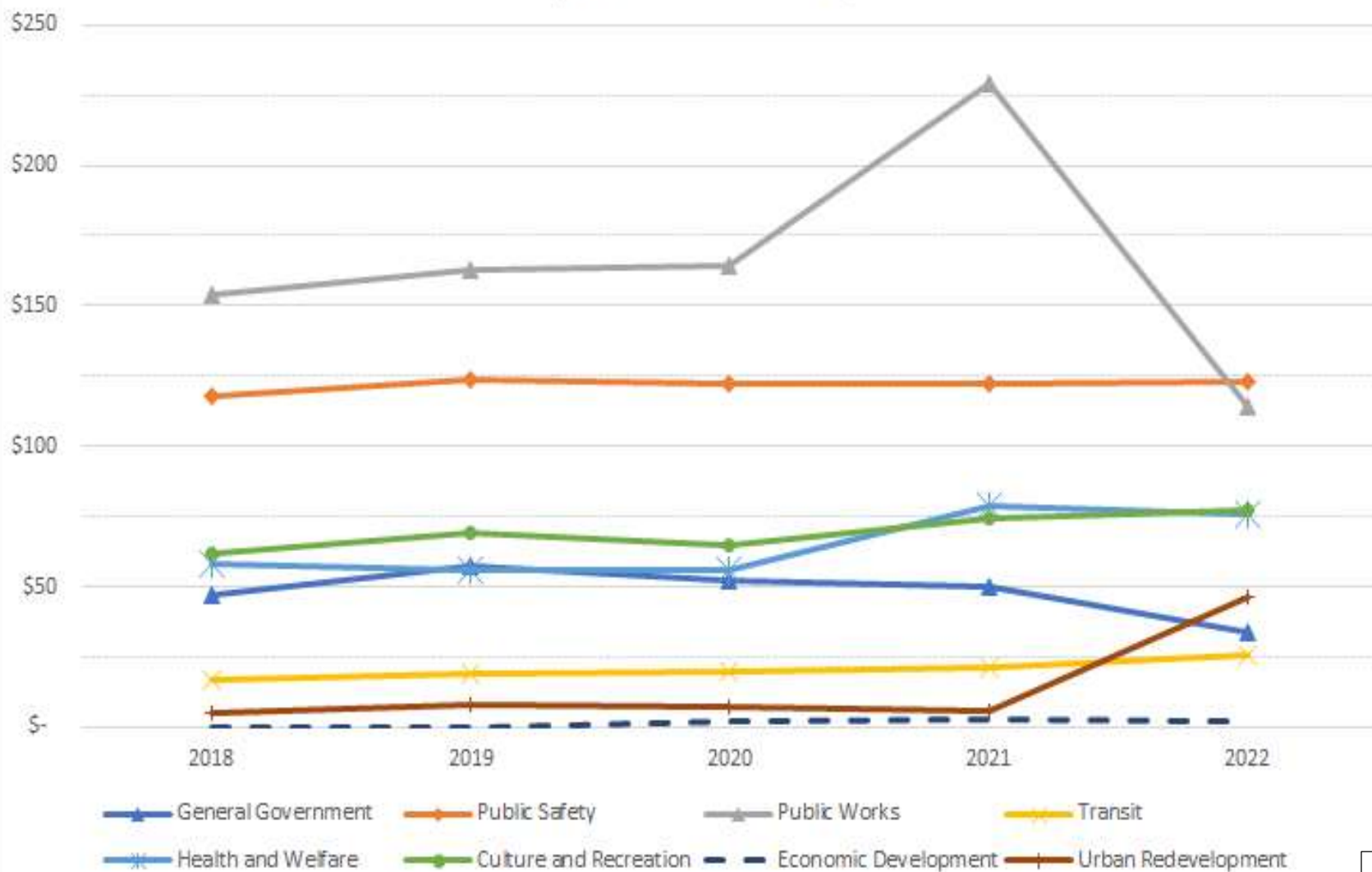
TOTAL AND NET COST OF GOVERNMENTAL ACTIVITIES

(in thousands of dollars)

	<u>Total Cost of Services</u>	<u>Charges for Services</u>	<u>Grant Funding</u>	<u>Net Cost of Services</u>
General Government	\$ 33,786	\$ 43,293	\$ 9,766	\$ (19,273)
Public Safety	122,606	6,811	55,152	60,643
Public Works	113,563	14,744	34,445	64,374
Transit	26,459	2,179	14,515	9,765
Health and Welfare	76,421	4,238	51,602	20,581
Culture and Recreation	77,383	2,915	3,421	71,047
Economic Development	2,249	4,999	-	(2,750)
Urban Redevelopment	45,658	-	45,914	(256)
Other	17,897	-	-	17,897
Total	\$ 516,022	\$ 79,179	\$ 214,815	\$ 222,028

Governmental Activities Expenditures by Function 2018 - 2022

(in millions of dollars)

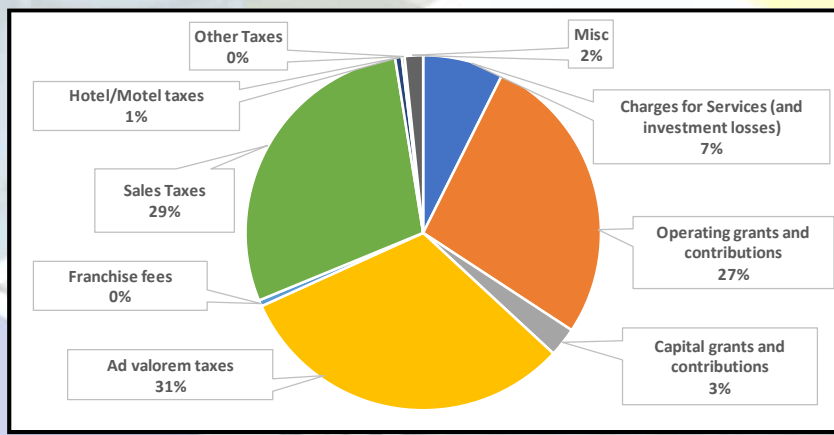


GOVERNMENTAL ACTIVITIES REVENUES

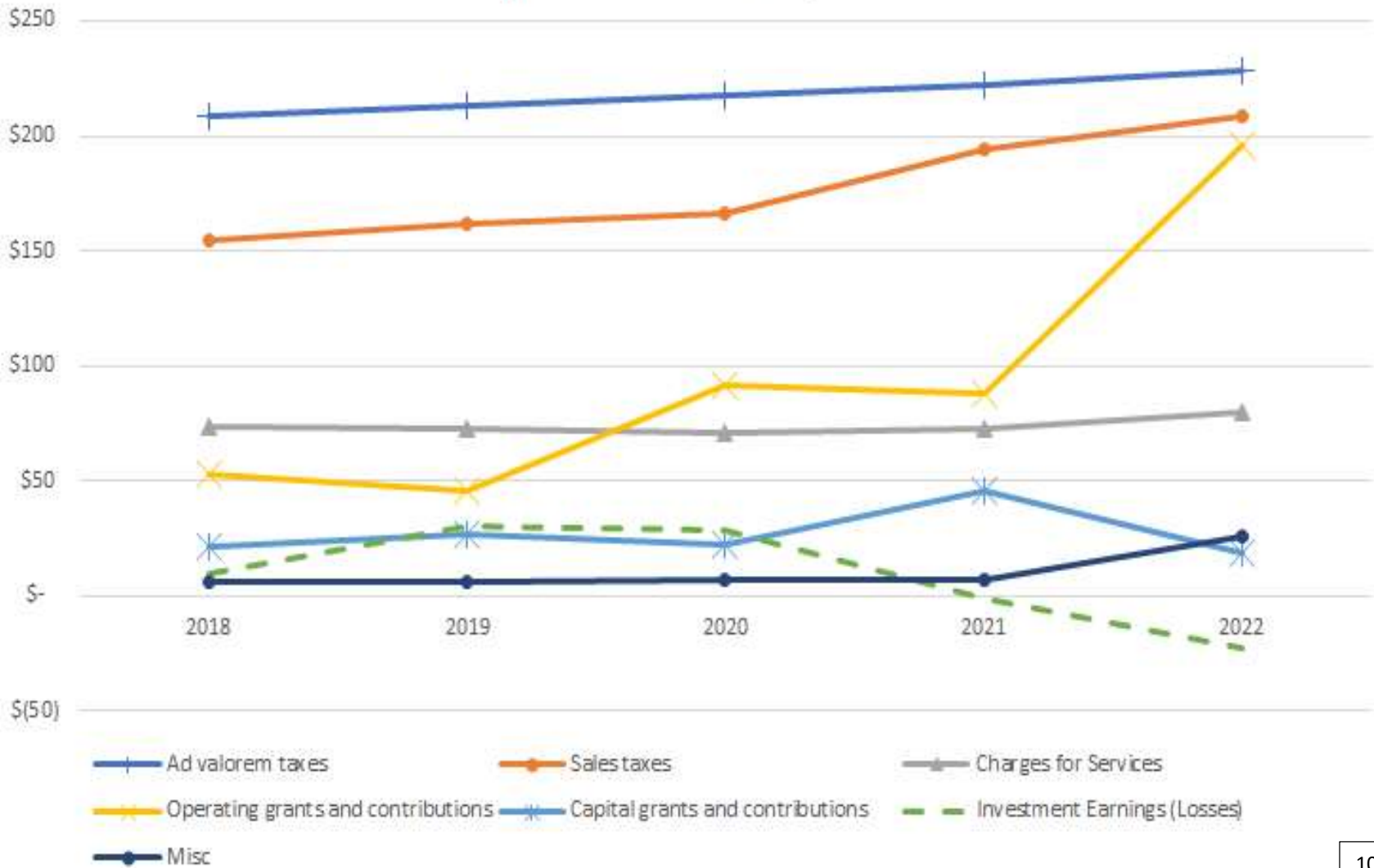
(in thousands of dollars)



	<u>2022</u>	<u>2021</u>
Charges for Services	\$ 79,179	\$ 73,348
Operating grants and contributions	195,516	88,264
Capital grants and contributions	19,299	46,167
Ad valorem taxes	227,807	221,560
Franchise fees	3,957	4,212
Sales taxes	208,725	193,852
Hotel/Motel taxes	4,318	3,555
Other Taxes	1,955	1,788
Investment Earnings (Losses)	(25,526)	2,589
Misc	12,163	5,147
Total Revenues	\$ 727,393	\$ 640,482



Governmental Activities Revenues by Source 2018 - 2022 (in millions of dollars)



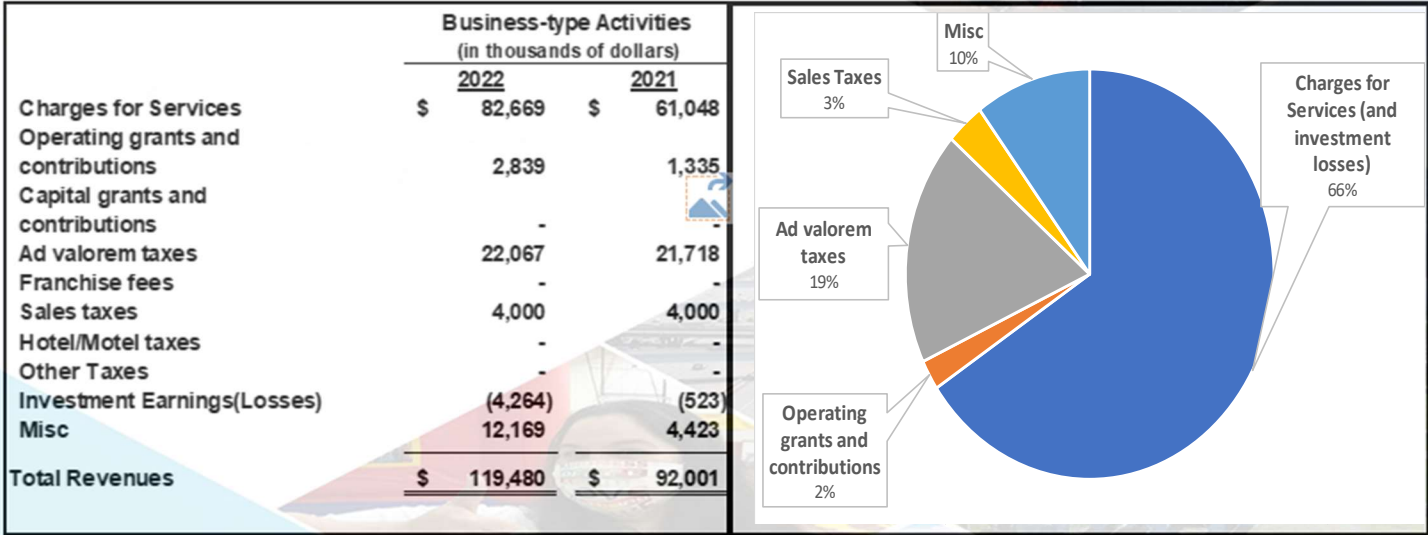

AD VALOREM TAX REVENUES

(in thousands of dollars)

<u>Fund</u>	<u>Revenue Generated</u>	<u>Restricted Fund Balance</u>	<u>Fund</u>	<u>Revenue Generated</u>	<u>Restricted Fund Balance</u>
Ambulance District #2	\$ 316	190	Animal Shelter	5,537	5,339
Juvenile Services	13,398	9,247	Jefferson Parish Health Unit	865	764
Security Enhancement Districts	621	8	Human Services Authority	2,249	681
Fire District #3	3,395	3,378	Senior Services	1,404	1,445
Fire District #4	590	334	Public Education & Governmental Programmi	382	3,811
Fire District #5	3,716	4,489	Consolidated Recreation and Community		
Fire District #6	5,116	15,827	Center and Playground District	28,856	14,205
Fire District #7	4,861	2,223	Playground District #16	316	585
Fire District #8	8,169	2,536	Jefferson Parish Library	22,978	12,712
Fire District #9	611	223	LaSalle Park	100	1,676
Criminal Justice	4,607	31	Culture and Parks	3,311	1,397
Inspector General	1,393	1,347	Tourism	1,578	2,586
Streets Department	47,131	35,987	Economic Development	1,403	2,284
Consolidated Road Lighting District	8,364	(946)	Terrytown Redevelopment	224	3,593
Road Lighting District #7	158	1,840	Metairie CBD District	215	205
Consolidated Garbage District #1	11,153	8,422	Churchill Economic Development District	72	267
Consolidated Drainage District #2	40,580	24,830	Jefferson Hwy Economic Development Distict	565	1,864
Transit Operations	7,429	19,324			
Transit - Mobility Impaired	3,714	8,585			
			TOTAL	\$ 235,377	

BUSSINESS-TYPE ACTIVITIES

In 2022, charges for services for the Sewer District increased \$10,323 or 38.8% to \$36,908 from \$26,585 in 2021. Charges for services for the Water Department increased by \$11,298 or 32.8% from \$34,463 in 2021 to \$45,761 in 2022.



LONG TERM DEBT

(IN THOUSANDS OF DOLLARS)

	BEGINNING OF YEAR	BALANCE AT YEAR END
Governmental Activities:		
Bonds	\$ 394,000	\$ 380,470
Bonds - Direct Placement	52,204	50,951
Loan Programs	73,335	69,235
Loan Program - Direct Placement	21,991	31,264
Bond Premium	63,566	58,344
Compensated Absences	25,479	24,946
Claims and judgments payable	36,690	28,145
Landfill Postclosure Costs	24,636	26,083
Net Pension Liability	81,936	55,790
Total Post-Employment Liability*	164,664	116,115
Pension Payable - Judges Annuities	1,810	1,785
Total governmental activities	\$ 940,311	\$ 843,128
Business-type Activities:		
Bonds	\$ -	\$ 275,565
Bond Premium	\$ -	\$ 27,241
Bonds - Direct Borrowing	40,057	39,725
Special Assessments - Direct Borrowing	133	67
Total Post-Employment Liability	26,806	17,541
Net Pension Liability	18,970	33,424
Total business type activities	\$ 85,966	\$ 393,563

On December 8, 2021, the Council of Jefferson Parish adopted Ordinance No. 25783 authorizing the issuance of Consolidated Waterworks District No. 2, Revenue and Refunding Bonds, Series 2022, and Ordinance No. 25784 authorizing the issuance of Consolidated Sewerage District No. 1, Revenue Bonds, Series No. 2022. The Bonds securing the authorized debt were issued March 2022. The Project Funds generated are \$198 million for the Consolidated Waterworks District No. 2, and \$105 million for the Consolidated Sewerage District No. 1.

Capital assets

(in thousands of dollars)

Parish's capital assets (net of accumulated depreciation)			
	Governmental activities	Business-type activities	Total
	2022	2022	2022
Land	\$ 71,853	\$ 30,254	\$ 102,107
Construction in progress	297,249	49,582	346,831
Buildings	197,734	55,611	253,345
Plants	-	119,817	119,817
Improvements other than buildings	124,916	14,987	139,903
Vehicles	9,554	1,279	10,833
Machinery & equipment	94,026	3,409	97,435
Infrastructure	881,376	375,426	1,256,802
Total	\$ 1,676,708	\$ 650,365	\$ 2,327,073

2022 Significant Capital Asset Events		
Project	Department	Expended in 2022
Ida Water Point Repairs	Water	\$ 27,581
Ida Hurricane Storm Debris	Environmental Affairs	21,728
Causeway Blvd Overpass Rehab	Streets	9,362
Rosethorne WWTP	Streets	5,450
Ida Drainage Repairs	Drainage	5,839
Severn Avenue Corridor Improvements	Streets	5,784

PROSPECTS FOR THE FUTURE

Major Issues and Budget Outlook

As we move forward in 2023, in addition to the on-going initiatives including fund balance reserve maintenance and increases as appropriate and prudent, additional refinancing savings, and continued economic growth, we do have one additional challenge, the General Fund. With modestly increasing sales tax revenues as a major source of funding, together with State Mandated costs continuing to rise and cutbacks in State funding, additional revenue sources and expenditure cut backs may need to be considered to balance the General Fund in future years. In 2023, the State mandated appropriations amount to approximately 41% of the General Fund’s budget with a net cost impact on the General Fund of approximately \$50.7 million.

Sales tax account for a substantial portion of the General Fund budget. While General Fund Sales taxes have shown moderate increases, considering the uncertainties as to inflation, supply chain concerns, and the strength of the general economy, Jefferson Parish will closely monitor and control spending whenever practical in future years to maintain a healthy fund balance reserve in the General Fund.

Jefferson Parish is conservative in its revenue projections, including sales taxes. Sales taxes are expected to modestly exceed or remain flat with these projections with similar very modest growth in the coming year.

In addition, we expect a number of revenue streams to continue to be challenged in 2023 including Hotel/Motel Taxes, License and Permit Fees, and Fines and Forfeitures.

Jefferson Parish has also submitted to FEMA more than \$100m in Hurricane Ida claims.

In conclusion, Jefferson Parish remains strong financially with innovative and “Next Level” plans which will make it even more resilient, economically attractive, and best poised to thrive in a post-pandemic world. Our Bond ratings have remained stable, our fund balances at 15 percent are healthy and Jefferson Parish is poised to continue to be the rebuilding block and economic engine for the entire region and the future business and commercial hub of the Gulf South.

CERTIFICATE OF ACHIEVEMENT AND PARISH OFFICIALS

The Government Finance Officers Association of the United States and Canada (GFOA) awarded a Certificate of Achievement for Excellence in Financial Reporting to Jefferson Parish for its annual comprehensive financial report for the fiscal year ended December 31, 2021. This was the 36th consecutive year the Parish has achieved this prestigious award.

In order to be awarded a Certificate of Achievement, a government must publish an easily readable and efficiently organized annual comprehensive financial report. This report must satisfy both generally accepted accounting principles, applicable legal requirements as well as the reporting requirements of GFOA.

A Certificate of Achievement is valid for a period of one year only. We believe that our current annual comprehensive financial report continues to meet the Certificate of Achievement Program's requirements and we are submitting it to the GFOA to determine its eligibility for another certificate.

The preparation of this report on a timely basis could not have been accomplished without the dedicated services of the highly qualified Accounting staff. Credit must also be given to our Parish Council and Parish President, both of which are highlighted below.

Cynthia Lee-Sheng—Parish President

Ricky J. Templet—Council Chairman/Councilmember At-Large Division A

Scott A. Walker—Councilmember At-Large Division B

Marion E. Edwards—Councilmember, District 1

Deano Bonano—Councilmember, District 2

Byron Lee—Councilmember, District 3

Dominick F. Impastato, III —Councilmember, District 4

Jennifer Van Vrancken—Councilmember, District 5

